


VLAKY

Pracovní list

Dodělej koleje, ať může vláček projet:



Spočítej podle zadání:




Obtáhni číslovky a zakroužkuj tu, která odpovídá tvému věku (pokud tam není napiš ji):




VLAKY

Pracovní list


Vybarvi vagóny podle číslovky (mašinka se nepočítá):




1




2



3



4



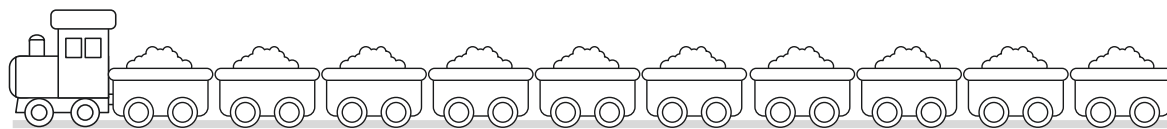
5




6




7



8



9





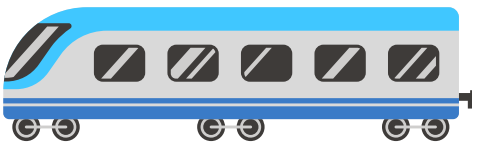



10



VLAKY

Pracovní list

Spoj k sobě mašinky s vagónky:



Víš, co tyto značky znamenají?




železniční přejezd bez závor



železniční přejezd se závorami



Za 240 metrů je železniční přejezd



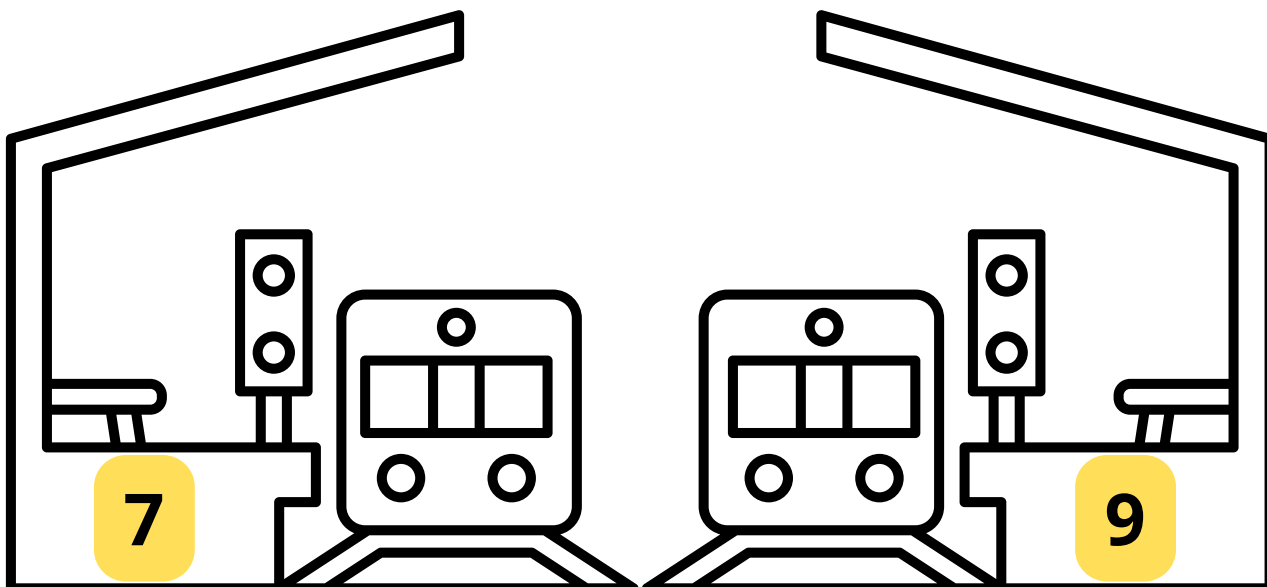
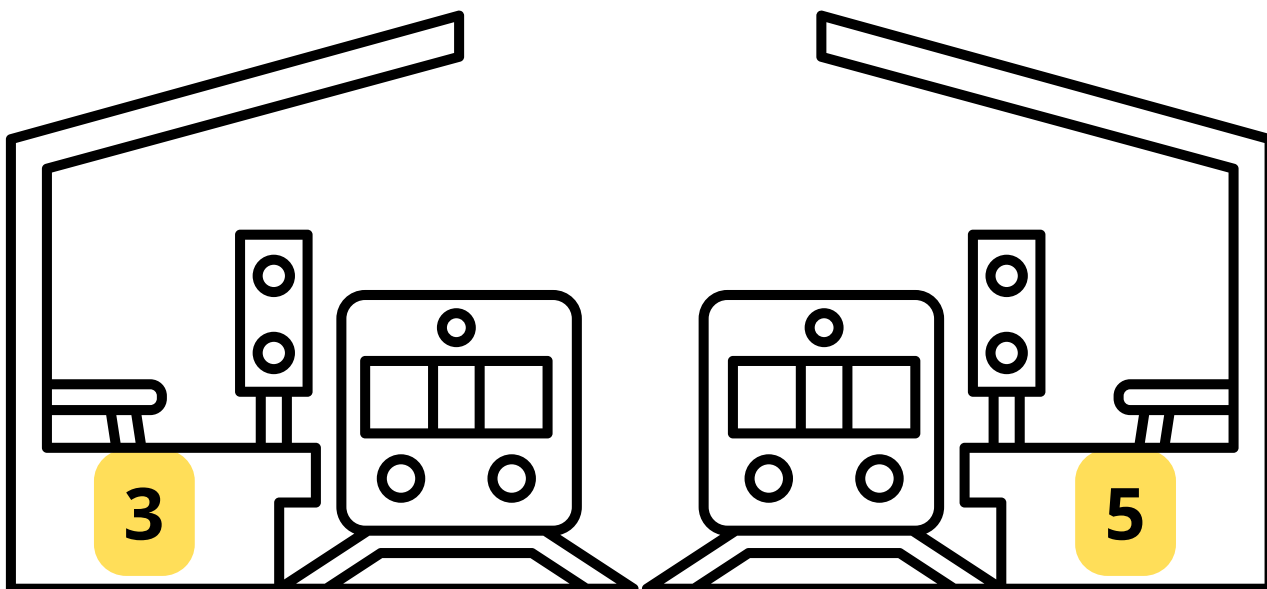



železniční přejezd jednokolejný - STOP - státi



VLAKY

Pracovní list

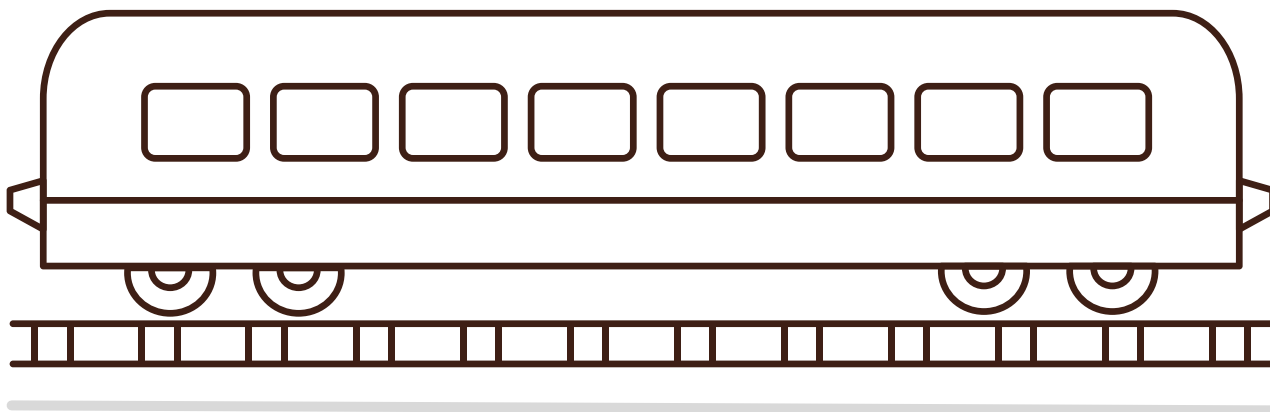
Vybarvi vlaky podle zadání:





VLAKY

Pracovní list

Dokresli do vagónu tolik cestujících, kolik ti je let:



Dokresli k lokomotivám a vlakům šipky podle toho, kterým směrem jedou:




GULIVEROVA INSPIRACE
<https://www.facebook.com/guliverovainspirace>

VLAKY

Pracovní list

Vybarvi si:



Spočítej všechny vagony:



GULIVEROVA INSPIRACE

<https://www.facebook.com/guliverovainspirace>